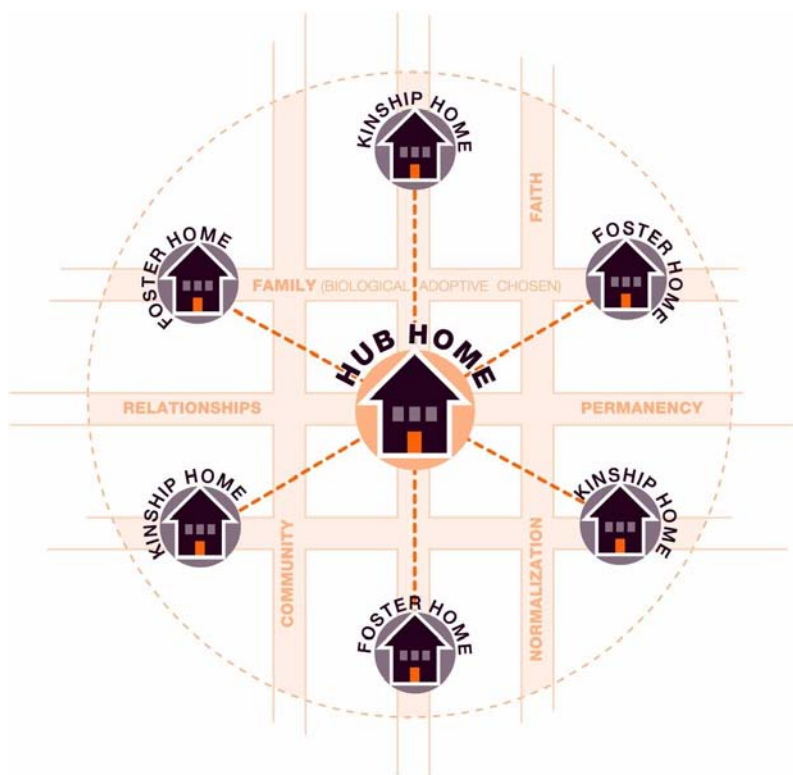




Mockingbird Family Model  
2009 MANAGEMENT REPORT  
ON PROGRAM OUTCOMES

# EXECUTIVE SUMMARY

JANUARY 1 TO DECEMBER 31, 2009



October 1, 2010

**The Mockingbird Society**  
2100 24th Avenue South, Suite 240  
Seattle, Washington 98144  
206-323-5437  
[www.mockingbirdsociety.org](http://www.mockingbirdsociety.org)

# Mockingbird Family Model

## 2009 MANAGEMENT REPORT ON PROGRAM OUTCOMES

### EXECUTIVE SUMMARY

JANUARY 1 TO DECEMBER 31, 2009

#### Background and Introduction

The Adoption and Safe Families Act (ASFA), which was signed into law in 1997, defined the national goals for children in the child welfare system to be safety, permanency and well-being and called for “innovative approaches” in order to achieve these results.<sup>1</sup>

Jim Theofelis, executive director of The Mockingbird Society, and licensed therapist, listened when children, youth and families who had come to the attention of the foster care system expressed the need for strong positive relationships and a sense of family connectedness; and he responded by envisioning an innovative approach to foster care service delivery, the Mockingbird Family Model (MFM). The MFM is a way for child welfare agencies (Host Agencies both public and private) to structure foster care service delivery that uses an extended family concept. Doing so has mitigated the less than holistic decision making that results in multiple placement changes, the separation of siblings in care, less than optimal culturally relevant practice, and the sense of isolation and lack of support too often experienced by children, youth and caregivers.

The Mockingbird Society is a 501 c3 agency, established in 2001 and based in Seattle, Washington. The mission of The Mockingbird Society is to *create a world-class foster care system through collaboration, innovation and advocacy*. The Mockingbird Society shares the ASFA goals and supports their attainment with both legislative and practice change advocacy. This executive summary delineates the primary outcomes of one key program of The Mockingbird Society, the Mockingbird Family Model (MFM), which is an emerging new practice with the potential to restructure the way foster care is delivered nationally.

The MFM structure is comprised of a cohort of six to ten licensed foster and/or kinship families (Satellite Families) and the six to 18 children ages birth to 21 years for whom they are caring (a Constellation). This Constellation structure is implemented by a public or private child welfare agency (Host Agency) that provides case management services to children in care and licensing supervision to participating foster parents. Each Constellation is supported by an experienced licensed support caregiver (Hub Home Parent). The Hub Home Parent’s role is to provide support to children and families including relationship-based respite care as needed, peer mentoring and coaching, and to convene monthly support group meetings and host social activities to facilitate the development of a sense of community amongst children and caregivers.

The first MFM Constellation was launched in 2004 with funding from Washington State Senator Patty Murray (D-WA) as a proof of concept pilot. The number of Constellations and children, youth and caregivers participating has increased annually. The MFM was formally

---

<sup>1</sup> Log No. ACYF-CB-PI-98-02. US Department of Health and Human Services, Administration for Children, Youth and Families. 1/8/1998. Accessed on July 8, 2009: [http://www.acf.hhs.gov/programs/cb/laws\\_policies/policy/pi/1998/pi9802.htm](http://www.acf.hhs.gov/programs/cb/laws_policies/policy/pi/1998/pi9802.htm)

evaluated by the University Of Washington School Of Social Work's Northwest Institute for Children and Families for program years 2004, 2005, 2006 and January to June 2007. These evaluation reports are available on The Mockingbird Society's website: [www.mockingbirdsociety.org](http://www.mockingbirdsociety.org)

In 2009, five Host Agencies (some public and others private) were replicating the Mockingbird Family Model in 15 sites: seven Constellations in the State of Washington, six in the District of Columbia and two in Louisville, Kentucky. In 2009 (January 1 through December 31) 200 diverse children from ages birth to 22 years and 110 caregivers participated in the MFM. The following presents the MFM growth between 2006 and 2009 and the racial and ethnic diversity of children participating in the MFM in 2009.

All Constellations	2006*	2007*	2008	2009
Constellations	4	5	11	15
Total Families Served	22	27	69	110
Total Children Served	44	72	115	200
Ages (years)	2-18	9 mo. – 19	Birth-21	Birth to 22

\*Data from 2006 and 2007 does not include data for District of Columbia sites. There were two D.C. sites operating in 2006 and four operating in 2007. The 2007 data covers only six months of the year (January to June).

2009 All Constellations		
Race	Children/Youth	Percent
African American/Black	95	48%
Asian/Pacific Islander	4	2%
American Indian/Alaska Native	6	3%
Caucasian	39	20%
Biracial	18	9%
Multiracial	14	7%
Don't Know	7	4%
Ethnicity	Children/Youth	Percent
Hispanic/Latino	35	18%
Non-Hispanic/Latino	158	79%
Other	21	11%
Don't Know	3	2%

## Data Collection Methodology

The Mockingbird Society began in 2008 to collect management data about the supports Hub Home Parents provide to Constellation children and caregivers, and the resulting outcomes. The Table below outlines the key goals and outcomes areas, the findings of which are the subject of this executive summary. The full Mockingbird Family Model 2009 Management Report on Program Outcomes is available at The Mockingbird Society website: [www.mockingbirdsociety.org](http://www.mockingbirdsociety.org).

Goal	MFM Outcome
Safety	<b>Outcome 1:</b> Child Safety
Permanency	<b>Outcome 2:</b> Permanency Support
Well-Being	<b>Outcome 3:</b> Placement Stability <b>Outcome 4:</b> Sibling Connections <b>Outcome 5:</b> Culturally Relevant Care <b>Outcome 6:</b> Strong Community Connections
Caregiver Support	<b>Outcome 7:</b> Caregiver Satisfaction and Retention
Child Welfare Systems Change	<b>Outcome 8:</b> Systems Change

In 2009 outcomes data was available for nine of the 15 active Constellations (referred to in this report as Data Constellations). The other six Constellations were not included because the Host Agency does not use The Mockingbird Society's web-based data management system, Efforts to Outcomes (ETO). The outcomes reported are for 146 children/youths (73% of all children and youths) and 77 families (70% of all caregivers).

MFM Data Constellations	2009	% of Total
Number of Constellations	9	60%
Total Families Served	77	70%
Total Children Served	146	73%

**This table shows the number of children and families served in the nine Data Constellations as well as the percentage of the total Constellations that these Data Constellations represent.**

Race	Children and Youth	Data Constellations
African American/Black	45	31%
Asian/Pacific Islander	3	2%
American Indian/Alaska Native	6	4%
Caucasian	39	27%
Biracial	18	12%
Multiracial	14	10%
Other	21	14%

This chart summarizes the race of the children and youth in the nine 2009 MFM Data Constellations.

This chart summarizes the ethnicity of the children and youth in the nine 2009 MFM Data Constellations.

Ethnicity	Children/Youth	Percent
Hispanic/Latino	32	22%
Non-Hispanic/Latino	107	73%
Don't Know	7	5%

Age	Children/Youth	Percent
0-5 years	34	23%
6-10 years	33	23%
11-15 years	41	28%
16-20 years	34	23%
21-25 years	3	2%
Don't Know	1	1%
Total	146	100%

The nine MFM Data Constellations serve children and youth from birth through 22 years of age.

## 2009 MFM Outcomes Results

The following summarizes the key outcomes reported about MFM data from the 2009 calendar year. The MFM outcomes results are reported for nine Constellations in five areas: under the three ASFA national goals (safety, permanency and well-being) as well as two additional goals “caregiver support” and “child welfare systems change.”

### GOAL: CHILD SAFETY

#### MFM Outcome 1: Child Safety

Safety for children and youth in care is of course the top priority nationally for the child welfare system, as it is for The Mockingbird Society. Improving safety for children in care is also a critical improvement goal identified by the Washington State Braam Oversight Panel which was created in 2004 to oversee a settlement agreement stemming from *Braam v. State of Washington* (1998).<sup>2</sup>

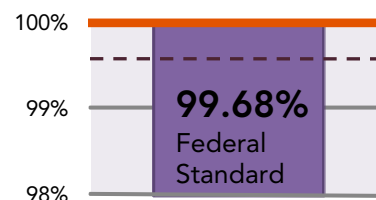
There were zero founded CPS referrals for caregivers in MFM Constellations in 2009.

That 100% of MFM children and youth were free from abuse and neglect exceeds the federal and Braam Panel standards of 99.68%<sup>34</sup> and the Washington State Children’s Administration results from 2008 of 99.62%.<sup>5</sup>

A total of 13,733 hours of respite were provided by Hub Home Parents to children and caregivers during 2009.

The MFM supports the goal of child safety by providing caregivers with planned respite nearly 24/7 and crisis respite as the need emerges. Research has shown that “respite services directly contribute to a reduction in the likelihood of child abuse and neglect...and contribute directly to the safety of children receiving care.”<sup>6</sup>

Child Safety  
**100% of Children and Youth are free from abuse & neglect while in the Mockingbird Family Model**



***One BRS Satellite family was experiencing a high level of stress and the threat of a placement disruption. The Hub Home Parent was able to provide crisis respite for seven days during which time she worked with both the foster child and the caregiver to resolve the situation. After the child went back to live with the family, the Hub Home Parent stayed involved and connected the family to relevant training opportunities.***

<sup>2</sup> Monitoring Report #5 – Guide to Appendices. October 1, 2008. Braam Oversight Panel. <http://www.braampanel.org/MonRptOct08AppGuide.pdf> Accessed on June 2, 2009.

<sup>3</sup> Braam Settlement Monitoring Report #8. March 4, 2010. Braam Oversight Panel. <http://www.braampanel.org/monrptmar10.pdf> Accessed March 11, 2010.

<sup>4</sup> U.S. Department of Health and Human Services Administration for Children and Families “Table A: Data Indicators for Child and Family Services Review [http://www.acf.hhs.gov/programs/cb/cwmonitoring/data\\_indicators.htm](http://www.acf.hhs.gov/programs/cb/cwmonitoring/data_indicators.htm). Accessed February 25, 2010.

<sup>5</sup> Ibid.

<sup>6</sup> Benefits of Planned and Crisis respite Care, National Resource Center for CBFPS Programs, fact sheet no. 9: [http://www.friendsnrc.org/download/benefits\\_repsite.pdf](http://www.friendsnrc.org/download/benefits_repsite.pdf) Accessed May 28, 2009.

## **GOAL: PERMANENCY**

Permanency for children and youth in the child welfare system is the second overarching national goal established through ASFA. Studies have shown that youth who age out of foster care without a permanent family experience a number of negative outcomes, including decreased educational attainment, increased physical and mental health problems, unemployment or underemployment and homelessness.<sup>7</sup>

### **MFM Outcome 2: Permanency Support**

The MFM supports permanency by creating more opportunities for birth family connections, supporting permanency planning meetings and creating stable placements from which permanency plans can be achieved.

Overall, 30 children/youths (21%) participating in the MFM achieved their permanency plans or made moves that were consistent with achieving permanency.

Out of these 30 children/youth who exited from foster care, 27 of them (90%) were discharged to a permanent home, comparable to the 75<sup>th</sup> percentile for state-level performance on this indicator (90.8%).<sup>8</sup> The biggest MFM change between 2008 and 2009 was in the rate of birth family reunifications (2% to 10%). 17 children/youths (12%) had visits with birth parents or other adults from their birth family that were organized by the Hub Home Parent; and most of those children/youth benefitted from multiple visits.

## **GOAL: CHILD WELL-BEING**

The MFM supports child well-being by creating strong support communities. Through the assistance of Hub Home Parents Constellation children have improved and normalized opportunities to build positive relationships, remain in stable placements, interact with siblings, and connect to their cultural identifications.

### **MFM Outcome 3: Placement Stability<sup>9</sup>**

Many of the negative outcomes for children and youth in foster care can be mitigated by keeping children in stable placements. In fact, research has shown that each time a child or youth in foster care changes schools up to four to six months of academic achievement are lost.<sup>10</sup>

In 2009, 83% of MFM children/youths experienced zero placement changes unrelated to their permanency goals—a stricter standard than state and federal standards.

---

<sup>7</sup> Time for Reform: Aging Out and On Their Own. The Pew Charitable Trusts, 2007. P. 4.

<sup>8</sup> U.S. Department of Health and Human Services Administration for Children and Families “Child Welfare Outcomes 2002-2005: Report to Congress – Chapter II: Finding Permanent Homes.” <http://www.acf.hhs.gov/programs/cb/pubs/cwo05/chapters/chapter2.htm>. Accessed on May 12, 2010.

<sup>9</sup> The Mockingbird Society utilizes the Washington State DSHS Children’s Administration definition of placement stability which excludes runaway incidents and any placement change that is related to the permanency plan or in the “child’s best interest.”

<sup>10</sup> Blackledge, Annie. *Improving Educational Outcomes for Children and Youth in Foster Care*. Office of the Superintendent of Public Instruction. <http://www.k12.wa.us/cisl/improvingoutcomes/index.htm> Accessed May 22, 2009.

The Mockingbird Society uses the Washington State DSHS definition of placement stability which does not include runaway episodes. However, data is reported on runaway episodes in this section because running can be an indicator of placement challenges. Data from 2009 indicates that the MFM helps to reduce the incidence of runaways.

In 2009, only 2 (1%) Constellation youths ran away from placement.

#### **MFM Outcome 4: Sibling Connections**

Ensuring adequate sibling contact has been challenging for foster care agencies. In a Washington State survey of foster parents in 2009, just over half (52.8%) indicated they felt there was sufficient sibling contact for their foster youth, well short of the state's 80% goal<sup>11</sup> Connecting siblings is also costly for child welfare agencies. In its 2007-2009 Biennium Budget, the Washington State Department of Social and Health Services requested over \$10 million (\$5 million per year) to facilitate visits for siblings not placed in the same home.<sup>12</sup>

94% of the children and youth with siblings in the Constellation had siblings placed in the same home with them.

In 2009 54 children/youths (37%) had a sibling placed in the same Constellation. Of those: 51 children/youths (94% of those with siblings in the Constellation) had siblings placed in the same home with them. 3 children/youths (6% of those with siblings in the Constellation) had siblings placed in another home in the same Constellation resulting in increased sibling contact

#### **MFM Outcome 5: Fostering Cultural Identity**

The fact that children of color are over-represented in the Child Welfare System has been well documented.<sup>13</sup> Once in the system, they can face the additional challenge of being separated from their cultural communities. Research has shown that racial identity is important to healthy development.

106 children/youths in MFM Constellations (73%) shared a cultural identity with at least one of their caregivers.

The Constellation supports the identity development of children/youth in several ways. 85 children/youths (58% of total) benefitted from Constellation activities that helped them learn about their own or another cultural identity. Cultural activities in 2009 organized by Hub Home Parents included celebrating a Native American Thanksgiving, completing art projects for a children's exhibit at the Northwest African American Museum, "Fiestas Patrias" a local Latino cultural festival, and training on supporting LGBTQ youth.

---

<sup>11</sup> FY09 Performance Report. Washington State DSHS Children's Administration. Appendix II, Braam Oversight Panel Monitoring Report #8 (March 2010). "<http://www.braampanel.org/monrptmar10appii.pdf>. Accessed on March 11, 2010.

<sup>12</sup> PL-AR Increase Visits – Program Level – 010 Children's Administration. State of Washington Department of Social and Health Services. [www.dshs.wa.gov/pdf/FSA/Budget0709\\_010\\_S7PLAR.pdf](http://www.dshs.wa.gov/pdf/FSA/Budget0709_010_S7PLAR.pdf). Accessed July 14, 2009.

<sup>13</sup> Hill, R.B. *An Analysis of the Racial/Ethnic Disproportionality and Disparity at the National, State, and County Levels*. Casey-CSPP Alliance for Racial Equity in Child Welfare. Casey Family Programs. 2007.

## **MFM Outcome 6: Building Strong Community Connections**

The importance of long-term and consistent relationships is essential for the healthy social and emotional development of children and youth.<sup>14,15</sup>

113 children/youths (91%) participated in Hub Home organized social activities.

There were a total of 67 social activities organized during the year across the nine Data Constellations. This means that social activities were occurring during three out of every four months for which data is available. Hub and Satellite Families participated in social activities including holiday parties, BBQ's, pool parties, pizza parties, roller skating, picnics, trips to family entertainment centers, trips to museums, aquariums, ball games, the zoo, etc.

### **GOAL: CAREGIVER SUPPORT**

The MFM helps caregivers by providing a pro-active system of peer mentoring and community support.

## **MFM Outcome 7: Caregiver Satisfaction and Retention**

Nationally the child welfare system has been experiencing a decrease in the number of licensed foster homes, even as the number of children in foster care increases.<sup>16</sup>

In 2009 the MFM caregiver loss rate was only 12% (a retention rate of 88%)

Washington State Children's Administration reports that over the last three years, the average rate of loss of foster homes has been 31%.<sup>17</sup> Nationally it is estimated that between 30% and 50% of all foster homes are lost each year.<sup>18</sup> The MFM is demonstrating substantially better retention rates than the state and national trends.

### **GOAL: CHILD WELFARE SYSTEMS CHANGE**

The MFM is creating a world-class foster care system by providing a replicable holistic structure that is changing the standard for foster care service delivery.

## **MFM Outcome 8: Systems Change**

The eighth outcome of the Mockingbird Family Model is, in some ways, a compilation of the other seven. Through Host Agencies' implementation of the Mockingbird Family Model, a new model of integrated foster care service delivery is occurring. As MFM Host Agencies change

---

<sup>14</sup> Albrecht, K.M & Miller, L.G. (2001), *Infant and Toddler Development*. Gryphon House, 2001.

<sup>15</sup> Siegler, R.S., Deloache, J.S. and Eisenberg, N. *How Children Develop*. Worth Publishers, 2003.

<sup>16</sup> "The number of children entering foster care increased about 74 percent from 1983 to 1992. During this ten year period, the number of foster homes declined by nearly 11 percent." From: Brown, June Gibbs. *Respite Care Services for Foster Parents*. Department of Health and Human Services, Office of Inspector General, 1994. P. 1.

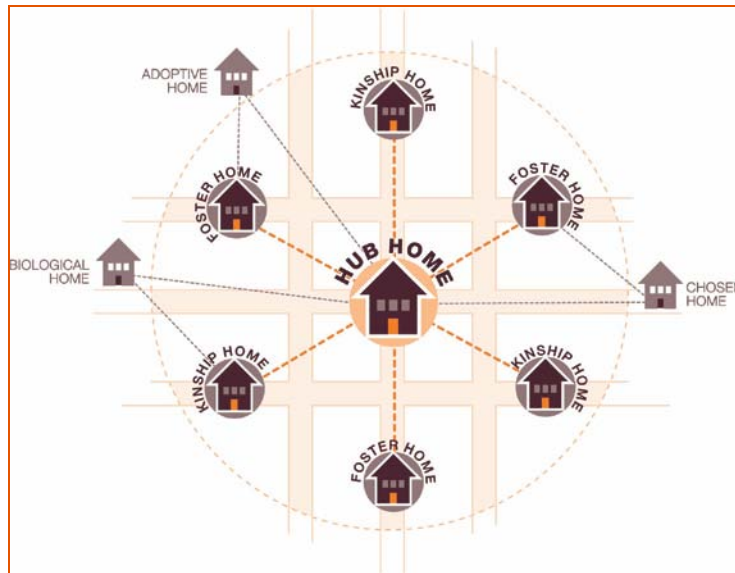
<sup>17</sup> *Annual report to the Legislature: Foster and Adoptive Home Placement RCW 74.13.031 (2)*. December 1, 2008. Department of Social & Health Services Children's Administration Division of Program & Practice Improvement. Accessed February 25, 2010.

<sup>18</sup> Groves, Lora and James Kenny, PhD., "Uncovering Why Foster Parents Leave." *Fostering Families Today* (November/December 2009), p.20.

their individual practices (to become more collaborative both within agencies and within the community) and outcomes for children, youth and caregivers improve (in the direction of those documented in this executive summary), the standards for foster care are elevated.

The number of children and caregivers participating in the MFM increased by more than 50% in 2009 and the number of Constellations increased by almost 40%.

In 2009 all five participating Host Agencies added additional Constellations (comprised of the traditional format, see graphic below) and had plans to expand in 2010. One participating Host Agency has completely restructured its therapeutic foster care service delivery utilizing the MFM. Interest in the MFM continues to grow. The Mockingbird Society held discussions with a number of private child welfare agencies both nationally and internationally (in Florida, Maryland, Nebraska, Ohio, Kentucky, Texas, and Melbourne Australia).



## Summary and Conclusions

The Mockingbird Family Model (MFM) was conceived to help improve safety, permanency and well-being and to mitigate the effects of trauma by pro-actively meeting the needs of children, youth and caregivers in ways that restructure and normalize the way foster care services are delivered. The MFM structure allows for an integrated and holistic approach to foster care service delivery and acts as a vehicle for systems change. Beginning with the model's structure, cohorts of families (caregivers, children and youth) who live in geographic proximity to one another commit to come together and participate in MFM activities. Over time individual families evolve into a micro-community with strong positive relationships not unlike those experienced in an extended family. Working together with the assistance and support of a resource family each MFM Constellation contributes to practice improvements in the areas of child safety, permanency and child well-being.

The Mockingbird Family Model (MFM) is an award-winning<sup>19</sup>, nationally recognized<sup>20</sup> innovative structure for foster care service delivery that offers practical, cost-effective solutions to improve the lives of our most vulnerable children and youth. After five years of implementation, the MFM continues to demonstrate its effectiveness as a strengths-based approach that improves safety, and well-being outcomes for children and youth, and supports permanency while optimizing caregiver retention. Each of these factors is a critical component of creating a world-class foster care system, which is the vision of The Mockingbird Society.

Summary of key child/youth and caregiver outcomes with associated comparison data:

Outcome	Metric	Comparison Data	MFM Data
Child Safety*	Percent of children/youth in care who are free from abuse or neglect by a caregiver	Federal standard: 99.68% <sup>21</sup> Washington State DSHS Children's Administration: 99.62% <sup>22</sup>	100%
Placement Stability	Percent of children/youth in care who experienced <u>zero</u> unqualified placement changes during the year	The Braam standard states that 89% of children and youth should experience <u>two or fewer</u> qualifying placements in a year. In Washington State, the Children's Administration results from 2009 for children and youth with <u>two or fewer</u> placement settings were 80.9%. <sup>23</sup>	83% w/ zero placement change
	Percent of children/youth with at least one runaway episode in 2009	Braam: fewer than 2.5% Washington State DSHS Children's Administration 2009 Performance: 3.4% <sup>24</sup>	1%
Caregiver	Percentage of caregivers	National average: 30-50% <sup>25</sup> care giver loss rate	12%

<sup>19</sup> Congressional Angels in Adoption Award, Presented by the Congressional Coalition on Adoption Institute. 2005.

<sup>20</sup> *Taking a Break: Creating Foster, Adoptive and Kinship Respite in your Community*. The Collaboration to AdoptUsKids. October 2008.

<sup>21</sup> Braam Settlement Monitoring Report #8. March 4, 2010. Braam Oversight Panel.

<http://www.braampanel.org/monrptmar10.pdf> Accessed March 11, 2010.

<sup>22</sup> Ibid.

<sup>23</sup> Braam Settlement Monitoring Report #8. March 4, 2010. Braam Oversight Panel.

<http://www.braampanel.org/monrptmar10.pdf> Accessed March 11, 2010.

<sup>24</sup> Ibid.

<sup>25</sup> Groves, Lora and James Kenny, PhD., "Uncovering Why Foster Parents Leave." *Fostering Families Today* (November/December 2009), p.20.

Retention	lost to fostering from one year to the next		
-----------	---	--	--

MFM strengths are emerging in all three ASFA goal areas. The highest standard of **Child Safety**—100% of children and youth in MFM Constellations have been free from abuse and neglect by caregivers each year for which data is available, (six months of 2007<sup>26</sup>, all of 2008 and 2009).

The achievement of permanency plans and moves to support **Permanency** have doubled between 2008 and 2009 with birth family reunification accounting for the largest area of improvement.

Stable placements, using a stricter standard (zero placement changes in a year unrelated to permanency plans) than Washington state standards has been a consistent MFM outcome in both the 2008 and 2009 findings, positively contributing to **Child Well-Being**. A second indicator of youth well-being was only two episodes of runaway behavior occurred in 2009, which exceeds the Braam benchmark and Washington state 2009 performance.

**Caregiver Satisfaction and Retention** continues to surpass expectations. Caregiver retention far exceeds both the state and federal averages. The amounts of caregiver peer mentoring and coaching provided by Hub Home Parents in 2009 was double that reported in 2008.

As the MFM becomes the standard for foster care service delivery, and the model gets increasingly better known, other child and family service agencies (from Texas to Melbourne Australia) increasingly contact The Mockingbird Society to explore whether the fundamental MFM concepts of normalized, relationship-based service delivery utilizing the extended family concept might work for them. This interest and the promising findings reported in this executive summary are the first important steps towards creating a world-class foster care system, the vision of The Mockingbird Society.

**To see the full Mockingbird Family Model 2009 Management Report on Program Outcomes, visit our website: [www.mockingbirdsociety.org](http://www.mockingbirdsociety.org)**

---

<sup>26</sup> Please note that only six months of data is available from 2007. Each time 2007 data is cited in this report, it is from January to June only.



# APPENDIX A

## Glossary of Terms

## APPENDIX A: GLOSSARY OF TERMS

**Adoption and Safe Families Act (ASFA):** A national law passed in 1997 that clarifies the Adoption Assistance and Child Welfare Act of 1980. ASFA focuses on supporting families and emphasizes safety, permanency and well-being as key goals for states in implementing child welfare policy.

**Behavioral Rehabilitation Services (BRS):** An intensive support and treatment program for children and youth with serious emotional and behavioral health issues.

**Braam Oversight Panel:** An independent five-member panel of child welfare researchers, experts and advocates. The Panel was established in 2004 to oversee a settlement agreement that came out of a 1998 lawsuit *Braam v. State of Washington*.

**Constellation:** A community of 6-10 families established through implementation of the Mockingbird Family Model.

**Crisis Respite:** Respite that is arranged because of something that came up urgently and unexpectedly. Crisis respite could be arranged because of emerging caregiver needs (injury, accident, unexpected delay, etc.) or child/youth needs (behavioral challenges, school suspensions, the need for relationship pacing, etc.).

**Host Agency:** The public or private child welfare licensing and/or placement agency that replicates the Mockingbird Family Model with technical assistance and training from The Mockingbird Society.

**Hub Home:** The support family and central organizer of the Constellation. The Hub Home parent is an experienced, licensed foster parent who coordinates monthly meetings, and social activities, provides peer mentoring, coaching, advocacy, systems navigation and support in accessing community resources, as well as respite care for caregivers, children and youth in their Constellation.

**Kinship Care:** Children and youth who are living with a family member other than their mother or father. Kinship care can be formal (licensed family), if the case has come to the attention of the child welfare system and the child has been officially placed with the relative, or informal (unlicensed) living arrangements without the intervention of the child welfare system.

**Mockingbird Family Model (MFM):** An innovative and integrated approach to foster care service delivery that creates micro-communities (Constellations) and provides pro-active systems of support for caregivers and children that have come to the attention of the child welfare system.

**The Mockingbird Society:** A 501(c3) and 401(h) non-profit organization based in Seattle, Washington that serves children, youth and families involved in the child welfare system. Through its nationally-recognized programs (The Mockingbird Family Model and the Mockingbird Network), The Mockingbird Society is committed to working collaboratively with youth, families, and community partners for system reform and improvement.

**Permanency:** The goal of safe, stable and permanent homes provided to children in the foster care system through reunification, adoption or guardianship.

**Planned Respite:** Respite arranged with the Hub Home in advance and documented on the Constellation's monthly respite calendar. Respite is often planned for caregiver doctor's appointments, work meetings, social activities and brief vacations.

**Satellite Home:** One of the 6-10 families that make up the Constellation and participate in Constellation activities and events.

**Therapeutic Foster Care:** Specialized foster care homes and services for children who have serious emotional and behavioral health issues.



# **APPENDIX B**

## **Data Collection Forms**

# APPENDIX B: DATA COLLECTION FORMS

## DEMOGRAPHIC FORM

First Name:

Last Name:

Today's Date:

Child Age:

DOB:

MBS Gender:

- Male
- Female
- Male to Female
- Female to Male
- Questioning
- Don't Know

MBS Race:

- African American/Black
- Asian/Pacific Islander
- Caucasian
- American Indian/Alaska Native
- Bi-Racial
- Multi-Racial
- Other
- Don't Know

MBS Ethnicity:

- Hispanic/Latino
- Non-Hispanic/Latino
- Don't Know

Does this child have birth siblings?

Does child have birth siblings in his/her home?

Does child have siblings in other SATELLITE HOME?

Does child share cultural identity with CAREGIVER?

Shares cultural identity with SECOND CAREGIVER?

Do you expect the MFM to foster cultural identity?

Age when first placed in current home?

Attends school/classes regularly?

Works at his/her grade level?

Is in Special Education classes?

Does child receive any services?

- Counseling
- Tutoring
- Medication Management
- Behavioral Therapy
- Physical Therapy
- Don't Know
- Other

Has attended 1+ schools due to placement changes?

## FOSTER CHILD MONTHLY PARTICIPATION FORM

A-1. Today's Date

A-2. Child Code

A-3. Did the child have a change in placement status this month?

A-4. Please select the response that best describes the placement change.

- Adoption
- Guardianship
- Runaway
- Aged out
- Birth family reunification (live with birth family)
- Moved to other home in Constellation
- Moved to placement not in Constellation
- Moved to relative home
- Residential Treatment
- Re-entry to Constellation
- Other

A-5. Other status change:

A-6. Is this child/youth still in the Constellation (Note: the child/youth is still in the Constellation if they: 1) live in a Constellation home or are transitioning out of a Constellation home; 2) have an open case and a social worker and receive Host Agency services other than just payment.)

A-7. Is the Hub Home still providing services to this child/youth?

A-8. Was the permanency plan achieved through this placement change?

A-9. Does your child regularly attend school/classes?

A-10. Did your child continue to attend the same school this month?

### **Section B. In the past month, my foster child...**

B-1. Went to the Hub Home for a social activity WITH HIS OR HER FOSTER PARENT

B-2. Went to the Hub Home for a social activity WITHOUT HIS OR HER FOSTER PARENT

B-3. Went to the HUB HOME for CRISIS or EMERGENCY respite (e.g. family situation, challenging behavior)

B-4. a. How many times did this child come to the HUB HOME for crisis respite this month?

B-5. b. How many HOURS did the child spend at the HUB HOME this month for CRISIS RESPITE?

B-6. Went to ANOTHER HOME IN THE CONSTELLATION for CRISIS or EMERGENCY respite (e.g. family situation, challenging behavior)

B-7. a. How many times did this child go to ANOTHER HOME IN THE CONSTELLATION for CRISIS or EMERGENCY respite this month?

- B-8. b. How many HOURS did the child spend AT ANOTHER HOME IN THE CONSTELLATION for CRISIS respite?
- B-9. Went to the HUB HOME for PLANNED respite (e.g. caregiver appointment)
- B-10. a. How many times did this child come to HUB HOME for PLANNED respite (e.g. caregiver appointment)?
- B-11. b. How many HOURS did the child spend at the HUB HOME during PLANNED respite?
- B-12. Went to ANOTHER HOME IN THE CONSTELLATION for PLANNED Respite
- B-13. a. How many times did this child go to ANOTHER HOME IN THE CONSTELLATION for PLANNED respite this month?
- B-14. b. How many HOURS did the child spend at ANOTHER HOME IN THE CONSTELLATION for PLANNED respite?
- B-15. Participated in a Constellation activity that supported understanding of racial/cultural/ethnic/religious identity
- B-16. Had a visit with his/her birth parent (or adult family member) at the HUB HOME
- B-17. a. How many times?
- B-18. Had an interaction/meeting (e.g. Family Group Conference) related to permanency that included the Hub Home Parent and a caring adult, social worker, or adoptive parent
- B-19. a. How many times?
- B-20. Had a visit with birth siblings that was arranged, aided or facilitated by Hub Home Parent
- B-21. a. How many times?
- B-22. Spent time in EXTENDED RESPITE
- B-23. a. How many days?

## MONTHLY SUMMARY NARRATIVE

Date:

Please enter child codes for children/youth who are currently in your Constellation:

How many Satellite Homes are in your Constellation?

How many new Satellite Families entered your Constellation this month?

How many Satellite families have withdrawn from your Constellation this month (have left and will no longer be participating in activities)?

### **Support: Trainings, Meetings and Peer Coaching**

Did you hold a monthly meeting this month?

a. How many Satellite Homes participated?

Did you coordinate a TRAINING this month?

How many training sessions did you coordinate this month?

How many Satellite families benefitted from the trainings?

Briefly describe the training topic(s) covered

Did you provide PEER MENTORING (phone calls, chats, etc.) this month?

How many Satellite homes benefitted from the peer mentoring?

Briefly list major peer mentoring topics covered

Did you organize a social activity this month?

How many Satellite families participated in the social activity?

Briefly describe the social activity

Did a change in FOSTER PARENT status occur in your Constellation this month?

If Yes, please select the TYPE of disruption(s) that occurred:

- License Revoked
- License Under Investigation
- Moved out of Geographical Area
- Withdrawn from Foster Care
- Withdrawn from Constellation
- Moved license to other agency
- Other

Did a Change in Placement Status occur in your Constellation this month?

If Yes, please select the TYPE of change in placement status(s) that occurred:

- Adoption
- Guardianship
- Runaway
- Aged Out

- Birth Family Reunification
- Placement Disruption
- Re-entry to Constellation
- Other

Monthly Narrative: